


















# Symbol Glossary







The symbols in this glossary appear in the labels, packaging, or manuals for current Verathon products. For product-specific information, refer to the appropriate manual at [verathon.com/service-and-support](http://verathon.com/service-and-support).

## Regulated Symbols

SYMBOL	SYMBOL TITLE	EXPLANATORY TEXT	STANDARD REFERENCE	STANDARD TITLE
	Caution	Indicates that caution is necessary when operating the device or control close to where the symbol is placed, or that the current situation needs operator awareness or operator action in order to avoid undesirable consequences.	ISO 15223-1: 2021 Reference number 5.4.4	Medical devices—Symbols to be used with information to be supplied by the manufacturer, Part 1: General requirements
	Caution, risk of electric shock	To identify equipment, for example, the welding power source, that has risk of electric shock.	ISO 60417: 2013 Reference number 6042	Graphical symbols for use on equipment
	General warning sign	To signify a general warning.	ISO 7010: 2011 Reference number W001	Graphical symbols—Safety colors and safety signs—Registered safety signs
	Warning; Hot surface	To warn of a hot surface.	ISO 7010: 2011 Reference number W017	Graphical symbols—Safety colors and safety signs—Registered safety signs
	Caution, sharp edges	To indicate that the marked item contains sharp edges and should not be touched without taking care.	ISO 60417: 2013 Reference number 6043	Graphical symbols for use on equipment
	Non-ionizing electromagnetic radiation	To indicate generally elevated, potentially hazardous, levels of non-ionizing radiation, or to indicate equipment or systems e.g. in the medical electrical area that include RF transmitters or that intentionally apply RF electromagnetic energy for diagnosis or treatment.	IEC 60601-1-2 Reference number 5.1.1	Medical electrical equipment, Part 1-2: General requirements for basic safety and essential performance; Collateral standard: Electromagnetic compatibility—Requirements and tests
	Air impeller, suction	To identify the switch or control which operates the air impeller for suction.	IEC 60417: 2013 Reference number 6189	Graphical symbols for use on equipment
	General prohibition sign	To signify a prohibited action.	ISO 7010 : 2011 Reference number P001	Graphical symbols—Safety colors and safety signs—Registered safety signs
	Consult instructions for use	Indicates the need for the user to consult the instructions for use.	ISO 15223-1: 2021 Reference number 5.4.3	Medical devices—Symbols to be used with information to be supplied by the manufacturer, Part 1: General requirements
	Follow instructions for use	Refer to instruction manual/booklet.	IEC 60601-1, Table D.2, Symbol 10	Medical electrical equipment, Part 1: General requirements for basic safety and essential performance
	Distributor	Indicates the entity distributing the medical device into the locale.	ISO 15223-1: 2021 Reference number 5.1.9	Medical devices—Symbols to be used with information to be supplied by the manufacturer
	Importer	Indicates the entity importing the medical device into the locale.	ISO 15223-1: 2021 Reference number 5.1.8	Medical devices—Symbols to be used with information to be supplied by the manufacturer
	Manufacturer	Indicates the medical device manufacturer, as defined in EU Directives 90/385/EEC, 93/42/EEC and 98/79/EC.	ISO 15223-1: 2021 Reference number 5.1.1	Medical devices—Symbols to be used with information to be supplied by the manufacturer, Part 1: General requirements
	Authorized representative in the European Community/ European Union	Indicates the Authorized Representative in the European Community/European Union.	ISO 15223-1: 2021 Reference number 5.1.2	Medical devices—Symbols to be used with information to be supplied by the manufacturer, Part 1: General requirements









SYMBOL	SYMBOL TITLE	EXPLANATORY TEXT	STANDARD REFERENCE	STANDARD TITLE
	Swiss Authorized Representative	Indicates the Authorized Representative in Switzerland.	ISO 15223-1: 2021 Reference number 5.1.2	Medical devices—Symbols to be used with information to be supplied by the manufacturer, Part 1: General requirements
	UK Responsible Person	Indicates the Authorized Representative in the market of Great Britain (England, Wales, and Scotland).	ISO 15223-1: 2021 Reference number 5.1.2	Medical devices—Symbols to be used with information to be supplied by the manufacturer, Part 1: General requirements
	Date of manufacture	Indicates the date when the medical device was manufactured.	ISO 15223-1: 2021 Reference number 5.1.3	Medical devices—Symbols to be used with information to be supplied by the manufacturer, Part 1: General requirements
	Use by date	Indicates the date after which the medical device is not to be used.	ISO 15223-1: 2021 Reference number 5.1.4	Medical devices—Symbols to be used with information to be supplied by the manufacturer, Part 1: General requirements
	Catalogue number	Indicates the manufacturer's catalogue number so that the medical device can be identified.	ISO 15223-1: 2021 Reference number 5.1.6	Medical devices—Symbols to be used with information to be supplied by the manufacturer, Part 1: General requirements
	Serial number	Indicates the manufacturer's serial number so that a specific medical device can be identified.	ISO 15223-1: 2021 Reference number 5.1.7	Medical devices—Symbols to be used with information to be supplied by the manufacturer, Part 1: General requirements
	Batch code	Indicates the manufacturer's batch code so that the batch or lot can be identified.	ISO 15223-1: 2021 Reference number 5.1.5	Medical devices—Symbols to be used with information to be supplied by the manufacturer, Part 1: General requirements
	Medical device	Indicates the item is a medical device.	ISO 15223-1:2021 Reference number 5.7.7	Medical devices—Symbols to be used with information to be supplied by the manufacturer, Part 1: General requirements
	Upper limit of temperature	Indicates the upper limit of temperature to which the medical device can be safely exposed.	ISO 15223-1: 2021 Reference number 5.3.6	Medical devices—Symbols to be used with information to be supplied by the manufacturer, Part 1: General requirements
	Temperature limit	Indicates the temperature limits to which the medical device can be safely exposed.	ISO 15223-1: 2021 Reference number 5.3.7	Medical devices—Symbols to be used with information to be supplied by the manufacturer, Part 1: General requirements
	Humidity limitation	Indicates the range of humidity to which the medical device can be safely exposed.	ISO 15223-1: 2021 Reference number 5.3.8	Medical devices—Symbols to be used with information to be supplied by the manufacturer, Part 1: General requirements
	Atmospheric pressure limitation	Indicates the range of atmospheric pressure to which the medical device can be safely exposed.	ISO 15223-1: 2021 Reference number 5.3.9	Medical devices—Symbols to be used with information to be supplied by the manufacturer, Part 1: General requirements
	Prescription Use Only	Caution: Federal law (USA) restricts this device to sale by or on the order of a licensed healthcare practitioner.	21 CFR 801.109	Labeling: Prescription devices
	Fragile; handle with care	Indicates a medical device that can be broken or damaged if not handled carefully.	ISO 15223-1: 2021 Reference number 5.3.1	Medical devices—Symbols to be used with information to be supplied by the manufacturer, Part 1: General requirements
	Keep dry	Indicates a medical device that needs to be protected from moisture. <i>Note: This symbol can also mean "Keep away from rain" as referenced in ISO 7000.</i>	ISO 15223-1: 2021 Reference number 5.3.4	Medical devices—Symbols to be used with information to be supplied by the manufacturer, Part 1: General requirements
	For indoor use only	Indicates a device that is designed to be used indoors only.	IEC 60417: 2013 Reference number 5957	Graphical symbols for use on equipment













SYMBOL	SYMBOL TITLE	EXPLANATORY TEXT	STANDARD REFERENCE	STANDARD TITLE
	Do not use if package is damaged and consult instructions for use	Indicates a medical device that should not be used if the package has been damaged or opened and that the user should consult the instructions for use for additional information.	ISO 15223-1: 2021 Reference number 5.2.8	Medical devices—Symbols to be used with information to be supplied by the manufacturer, Part 1: General requirements
	This way up	To indicate correct upright position of the transport package.	ISO 7000: 2004 Reference number 0623	Graphical symbols for use on equipment—Registered symbols
	Packaging unit	To indicate the number of pieces in the package.	ISO 7000: 2004 Reference number 2794	Graphical symbols for use on equipment—Registered symbols
	Stacking limit by number	To indicate that the items shall not be vertically stacked beyond the specified number, either because of the nature of the transport packaging or because of the nature of the items themselves.	ISO 7000: 2004 Reference number 2403	Graphical symbols for use on equipment—Registered symbols
	No pushing	To prohibit pushing against an object.	ISO 7010: 2011 Reference number P017	Graphical symbols—Safety colors and safety signs—Registered safety signs
	Recycling	To indicate the location of a recycling bin or container.	ISO 7001: 2007 Reference number PI PF 066	Graphical symbols—Public information symbols
	Sterilized using ethylene oxide	Indicates a medical device that has been sterilized using ethylene oxide.	ISO 15223-1: 2021 Reference number 5.2.3	Medical devices—Symbols to be used with information to be supplied by the manufacturer, Part 1: General requirements
	Sterilized using irradiation	Indicates a medical device that has been sterilized using irradiation.	ISO 15223-1: 2021 Reference number 5.2.4	Medical devices—Symbols to be used with information to be supplied by the manufacturer, Part 1: General requirements
	Single sterile barrier system	Indicates a single sterile barrier system.	ISO 15223-1: 2021 Reference number 5.2.11	Medical devices—Symbols to be used with information to be supplied by the manufacturer, Part 1: General requirements
	Do not re-use	Indicates a medical device that is intended for one single use only.	ISO 15223-1: 2021 Reference number 5.4.2	Medical devices—Symbols to be used with information to be supplied by the manufacturer, Part 1: General requirements
	Non-sterile	Indicates a medical device that has not been subjected to a sterilization process.	ISO 15223-1: 2021 Reference number 5.2.7	Medical devices—Symbols to be used with information to be supplied by the manufacturer, Part 1: General requirements
	Class II equipment	To identify equipment meeting the safety requirements specified for Class II equipment according to IEC 61140.	IEC 60417: 2013 Reference number 5172	Graphical symbols for use on equipment
	Type BF applied part	To identify a type BF applied part complying with IEC 60601-1.	IEC 60601-1, Table D.1, Symbol 20	Medical electrical equipment, Part 1: General requirements for basic safety and essential performance
	Polarity of d.c. power connector	To identify the positive and negative connections (the polarity) of a d.c. power supply, or the positive and negative connections on a piece of equipment to which a d.c. power supply may be connected.	IEC 60950-1, edition 2.2: 2013 Reference number 4.3.8	Graphical symbols for use on equipment
	Direct current	To indicate on the rating plate that the equipment is suitable for direct current only; to identify relevant terminals.	IEC 60417: 2013 Reference number 5031	Graphical symbols for use on equipment
	Alternating current	To indicate on the rating plate that the equipment is suitable for alternating current only; to identify relevant terminals.	IEC 60417: 2013 Reference number 5032	Graphical symbols for use on equipment
	Earth; ground	To identify an earth (ground) terminal in cases where neither the symbol 5018 nor 5019 is explicitly required.	IEC 60417: 2013 Reference number 5017	Graphical symbols for use on equipment

SYMBOL	SYMBOL TITLE	EXPLANATORY TEXT	STANDARD REFERENCE	STANDARD TITLE
	Fuse	To identify fuse boxes or their location.	IEC 60417: 2013 Reference number 5016	Graphical symbols for use on equipment
	Stand-by	To identify the switch or switch position by means of which part of the equipment is switched on in order to bring it into the stand-by condition, and to identify the control to shift to or to indicate the state of low power consumption. Each of different states of power consumption may be indicated using a corresponding color.	IEC 60417: 2013 Reference number 5009	Graphical symbols for use on equipment
	Electrostatic sensitive devices	Indicates the package contains electrostatic devices.	IEC-TR-60878 Reference number 5134	Graphic symbols for electrical equipment used in medical practice
	Waste stream disposal status	Do not dispose of electronic products in the general waste stream.	Directive 2002/96/EC (WEEE)	Marking of electrical and electronic equipment in accordance with Article 11(2) of Directive 2002/96/EC (WEEE)
	Inner diameter	To indicate a reference to the inner diameter.	IEC 60417: 2013 Reference number 5845	Graphical Symbols for Use on Equipment
	Outer diameter	To indicate a reference to the outer diameter.	IEC 60417: 2013 Reference number 5846	Graphical Symbols for Use on Equipment







## Other Symbols






The symbols in this section are not known to be dictated by a regulatory standard. They are either compliant with the requirements of industry or governmental standards committees, or they address a specific company requirement as allowed under IEC 60601.

SYMBOL	EXPLANATORY TEXT
	Do not incinerate
	Do not service
	This page intentionally left blank
	Media storage USB
	USB flash drive for media storage
	Handle with care
	Quantity per box
	Total mass of cart and system with accessories
	Shipping box is made of corrugated cardboard and should be recycled accordingly
	Paper reorder catalog number
	Flammable material

SYMBOL	EXPLANATORY TEXT
	Lithium-ion battery
	Battery operated
	Connect to power supply
	USB
	Energy Efficiency Level IV
	Energy Efficiency Level V
	Energy Efficiency Level VI
<b>LPS</b>	Limited power source
	Double-lumen tubes not supported
	Double-lumen tubes not supported
	No suction capability
	No suction capability
	Not compatible with endoscopic tools or accessories (if shown with a range of diameters, not compatible with endoscopic tools or accessories in that range)

# Certifications

SYMBOL	EXPLANATORY TEXT	STANDARD OR AUTHORITY	STANDARD TITLE (WHERE APPLICABLE)
	CE marking indicates product conformance with the applicable European Union Directives	Directive 93/42/EEC	Council Directive 93/42/EEC of 14 June 1993 concerning medical devices
	UKCA—UK Conformity Assessed marking indicates product compliance with applicable standards for England, Scotland, and Wales	—	—
	BC-circle mark—battery charger is compliant with California Energy Commission regulations for battery charging systems	20 CCR § 1607	California Code of Regulations, Appliance Efficiency Regulations—Marking of Appliances
	CSA—Canadian Standards Association mark of certification to applicable standards for electromedical equipment	—	—
	EFUP—Environment friendly use period	SJ/T11364-2006	Marking for the Restricted Use of Hazardous Substances in Electronic and Electrical Products
	FCC—Tested to Federal Communications Commission requirements	—	—
	ICASA—Tested to requirements of Independent Communications Authority of South Africa	—	—
	JQA—conformity assessment and certification in accordance with Electrical Appliance and Material Safety Law conducted by Japan Quality Assurance Organization	—	—
	C-Tick—Regulatory Compliance Mark for Australia and New Zealand	AS/NZS3820	Essential safety requirements for electrical equipment
	GS—German safety approval showing conformity with the German Equipment Safety Law	—	—
	(Diamond) PSE mark for “Category A” product—conforms to electrical safety and EMI requirements for electrical products sold in Japan	Japan Ministry of Economy, Trade and Industry (METI)	Japan DENAN Act (Electrical Appliance and Material Safety Act)
	TÜV—Safety approval mark for components or subassemblies	TÜV Rheinland	—
	TÜV—Safety approval mark for components or subassemblies	TÜV SÜD Mark E	—
	TÜV—Safety approval mark for components or subassemblies, compliant with Canadian and United States standards	TÜV SÜD NRTL (Canada/US)	—

SYMBOL	EXPLANATORY TEXT	STANDARD OR AUTHORITY	STANDARD TITLE (WHERE APPLICABLE)
	ETL—Intertek Testing Services, Inc. Recognized Component	—	—
	UL—Underwriters Laboratories Certification mark for electrical shock, fire, and mechanical hazards only	—	—
	UL—Underwriters Laboratories Recognized Component certification mark	—	—
	UL—Underwriters Laboratories Recognized Component certification mark in Canada and the United States	—	—
	ISCC—International Sustainability & Carbon Certification: The raw material of the shells is linked to 80% bio-circular feedstock, which is allocated via the mass balance approach based on the amount of bio-circular material sourced in its production. License code: ISCC-L-171	—	—

verathon.com

Verathon is a registered trademark of Verathon Inc.  
© 2022 Verathon Inc.

**Verathon Inc.**

20001 North Creek Parkway  
Bothell, WA 98011, U.S.A.  
Tel: +1 800 331 2313 (US & Canada only)  
Tel: +1 425 867 1348 Fax: +1 425 883 2896

**Verathon Medical (Australia) Pty Limited**

Unit 9, 39 Herbert Street  
St Leonards NSW 2065, Australia  
Within Australia: 1800 613 603 Tel / 1800 657 970 Fax  
International: +61 2 9431 2000 Tel / +61 2 9475 1201 Fax

 **MDSS CH GmbH**

Laurenzenvorstadt 61  
5000 Aarau  
Switzerland



**Verathon Medical (Europe) B.V.**



Willem Fenengastraat 13  
1096 BL Amsterdam, The Netherlands  
Tel: +31 (0) 20 210 30 91  
Fax : +31 (0) 20 210 30 92



**MDSS-UK RP Ltd.**

6 Wilmslow Road, Rusholme  
Manchester M14 5TP  
United Kingdom  
Tel: +44 (0)7898 375115