



Single-Use Without a Single Compromise





GlideScope Spectrum QC **eco** Single-Use Video Laryngoscopes

GlideScope® Spectrum QC eco™ single-use video laryngoscopes, designed for first pass success, feature the latest advances in camera technology and video laryngoscope design to enable quick intubation across a wide range of patient types and clinical settings.

Spectrum QC eco offers the performance of GlideScope, with new advances toward sustainability.



Single-Use Convenience

Minimize the risk of cross-contamination with single-use video laryngoscopes.

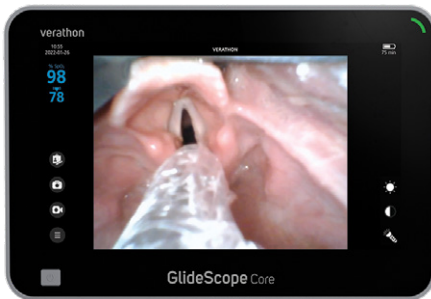
- Fully disposable blade and handle helps reduce risk of cross-contamination
- Single-use means easier access when you need it



Proven Clinical Performance

GlideScope® hyperangulated video laryngoscopes enable improved laryngeal exposure¹, lower lift force on patients², and higher first-pass success rates.^{3,4}

- Improves first-pass success intubation rates compared to direct laryngoscopy^{3,4}
- Enables C/L I & II views in 99% of patients studied¹



Enhanced Airway Views

Spectrum QC eco™ incorporates imaging improvements that increase sharpness, color accuracy and field of view.

- Expands visualization in the airway with 14% improved field of view⁵
- Helps you distinguish anatomical detail with 50% sharper images and 25% increase in color accuracy⁶
- Optimizes light where you need it with 30% brighter LEDs for Mac and 100% brighter LEDs for Miller⁷

Innovation with the Environment in Mind




Learn More

1. Cooper RM, Pacey JA, Bishop MJ, McCluskey SA. Early clinical experience with a new videolaryngoscope (GlideScope) in 728 patients. *Can J Anaesth.* 2005 Feb;52(2):191-8.
2. Measurement of forces applied during Macintosh direct laryngoscopy compared with GlideScope video laryngoscopy. Russell T, Khan S, Elman J, Katznelson R, Cooper RM. *Anaesthesia.* 2012 Jun; 67(6):626-31.
3. Ruetzler K, Bustamante S, Schmidt MT, et al. Video Laryngoscopy vs Direct Laryngoscopy for Endotracheal Intubation in the Operating Room: A Cluster Randomized Clinical Trial. *JAMA.* 2024;331(15):1279–1286. doi:10.1001/jama.2024.0762.
4. Park R, Peyton JM, Fiadjo JE, Hunyady AI, Kimball T, Zurakowski D, Kovatsis PG; PeDI Collaborative Investigators; PeDI collaborative investigators. The efficacy of GlideScope® videolaryngoscopy compared with direct laryngoscopy in children who are difficult to intubate: an analysis from the paediatric difficult intubation registry. *Br J Anaesth.* 2017 Nov 1;119(5):984-992.
5. Comparing Spectrum QC Hyperangle/Mac to Spectrum HDMI LoPro/Mac; vertical field of view.
6. Comparing Spectrum QC Hyperangle/Mac 3 & 4 versus Spectrum LoPro/Mac 3 & 4, Core monitor software versions Core 10 HD 2.10, Core 10 FHD 1.6, Core 15 HD 1.11, Core FHD 1.9 or higher.
7. Comparing Spectrum QC Mac/Miller versus Spectrum HDMI Mac/Miller.

Innovative Form and Function

GlideScope® Spectrum QC eco™ single-use video laryngoscopes feature innovative magnetic QuickConnect™ technology enabling improved workflow and faster connections.



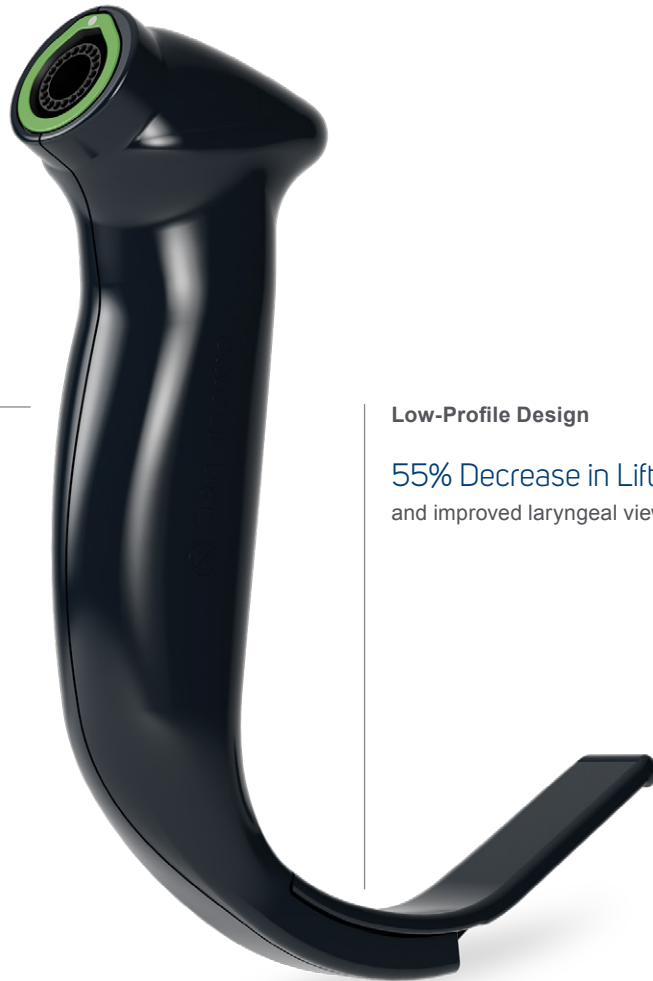
Magnetic QuickConnect

Improves workflow and connectivity

50% Greater Retention Force
at the cable connector¹

Bio-Based Plastic Shell²

74% Lower Carbon Footprint³
compared to fossil fuel-based alternatives



Low-Profile Design

55% Decrease in Lift Force⁴
and improved laryngeal views⁵



See Spectrum QC eco
in Action


1. Comparing Spectrum QC versus Spectrum HDMI.
2. The raw material of the shells is linked to 80% bio-circular feedstock, which is allocated via the mass balance approach based on the amount of bio-circular material sourced in its production.
3. The raw material has a 74% lower carbon footprint than a fossil-fuel based plastic, based on Product Carbon Footprint (PCF) sourcing data on file.
4. Measurement of forces applied during Macintosh direct laryngoscopy compared with GlideScope video laryngoscopy. Russell T, Khan S, Elman J, Katznelson R, Cooper RM. Anaesthesia. 2012 Jun; 67(6):626-31. doi: 10.1111/j.1365-2044.2012.07087.x. Epub 2012 Feb 21.
5. Cooper RM, Pacey JA, Bishop MJ, McCluskey SA. Early clinical experience with a new videolaryngoscope (GlideScope) in 728 patients. Can J Anaesth. 2005 Feb;52(2):191-8.
6. Comparing Spectrum Mac/Miller to Spectrum QC Mac/Miller.
7. Comparing Spectrum LoPro/Mac to Spectrum QC Hyperangle/Mac.
8. Comparing Spectrum LoPro/Mac 3 & 4 to Spectrum QC Hyperangle/Mac 3 & 4.

Brilliant Image Quality

Spectrum QC eco™ video laryngoscopes provide visualization improvements that empower clinicians to act with confidence in routine and emergent situations.

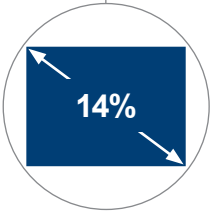


Mac Blades
Designed for indirect and direct views
30% brighter LED⁶



Miller Blades
Designed for indirect and direct views
100% brighter LED⁶

Anti-Fog Performance
Resists lens fogging for consistently clear airway views



Expanded Field of View
14% greater field of view⁷



Dynamic Light Control®
Optimizes image quality and brightness at the vocal cords



Improved Imaging
50% sharper images⁸

An Extensive Portfolio of Single-Use Video Laryngoscopes

GlideScope® Spectrum QC eco™ single-use video laryngoscopes feature the latest advances in lighting and camera technology to enable quick intubation across a wide range of patient types and clinical settings. Choose from a broad portfolio of angulated and direct style blades.

Hyperangulated Video Laryngoscopes

Hyperangulated video laryngoscopes have been shown to enable improved laryngeal views¹ and less lift force on patients². Low profile blades improve maneuverability and working space in the patient's mouth.



Hyperangle S1



Hyperangle S2



Hyperangle S2.5



Hyperangle S3



Hyperangle S4

Mac and Miller Video Laryngoscopes

Mac and Miller video laryngoscopes combine the familiarity of direct laryngoscope-style blades with the confidence of video laryngoscopes. These blades offer simultaneous direct and indirect views, enabling advanced teaching techniques.



Miller S0



Miller S1



MAC S3



MAC S4

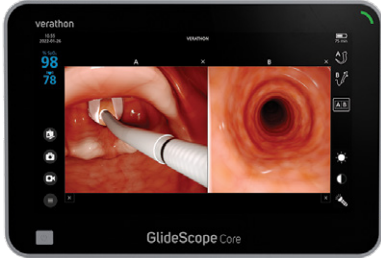
Sold in boxes of 10.

1. Cooper, R.M., Pacey, J.A., Bishop, M.J. et al. Early clinical experience with a new videolaryngoscope (GlideScope) in 728 patients. *Can J Anaesth* 52, 191 (2005).

2. Measurement of forces applied during Macintosh direct laryngoscopy compared with GlideScope video laryngoscopy. Russell T, Khan S, Elman J, Katznelson R, Cooper RM. *Anaesthesia*. 2012 Jun; 67(6):626-31. doi: 10.1111/j.1365-2044.2012.07087.x. Epub 2012 Feb 21.

Compatible Monitors

Configure your GlideScope® video laryngoscopy system to the unique demands of your clinical setting. From hospital settings to surgery centers and EMS, find the option that suits your needs.



GlideScope® Core™ 15



GlideScope® Core™ 10



GlideScope® Go™ 2



Portable Video Laryngoscope System

The portable video laryngoscope system, GlideScope® Go™ 2, is ideal for use in small spaces, routine or emergent procedures, and whenever your environment demands mobility.

GlideScope Go 2 and GlideScope Spectrum QC eco™ are IEC 60601-1-12:2014 certified for use in Emergency Medical Services (EMS) environments.

Easy-to-Use Stylets for Quick Intubation

GlideRite® stylets enable ET Tube control and placement while using GlideScope hyperangulated video laryngoscopes. The preformed, rigid design coupled with easy-to-use handles are available in single-use and reusable options.

Visit verathon.com/stylets to learn more.



The Total Airway Solution

Single-Use Video Laryngoscopy and Bronchoscopy In One Mobile System

GlideScope® with BFlex™—The Total Airway Solution™—integrates high quality bronchoscopy and video laryngoscopy with live dual views and brilliant visualization, empowering you to act with confidence in routine and emergent situations.



Schedule a demo with your Verathon representative or visit verathon.com/spectrumqc

verathon

verathon.com

Verathon Inc.
20001 North Creek Parkway
Bothell, WA 98011
USA
Tel: +1 800 331 2313
(USA & Canada only)
Tel: +1 425 867 1348
Fax: +1 425 883 2896

EC REP

Verathon Medical (Europe) B.V.
Willem Fenengstraat 13
1096 BL Amsterdam
The Netherlands
Tel: +31 (0) 20 210 30 91
Fax: +31 (0) 20 210 30 92

Verathon Medical (Australia) Pty Limited
Unit 9, 39 Herbert Street
St Leonards NSW 2065
Australia
Tel: 1800 613 603 (Within Australia)
Fax: 1800 657 970
Tel: +61 2 9431 2000 (International)
Fax: +61 2 9475 1201